

**Ecosys MA3500cifx
MA4000cifx**

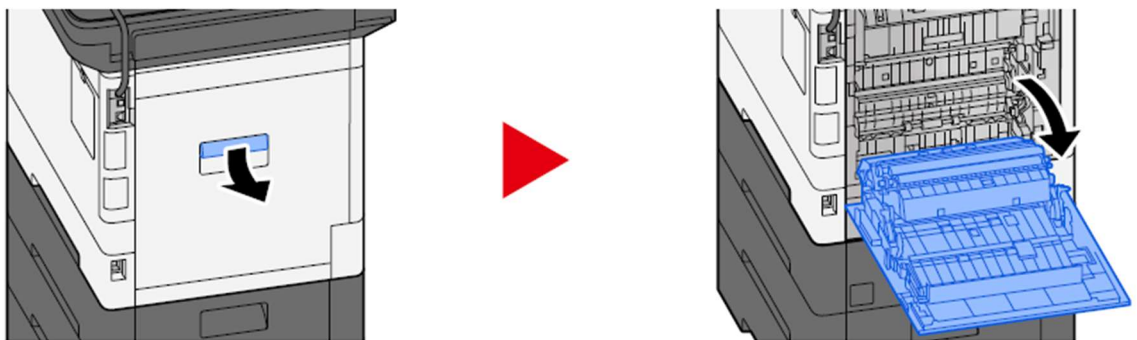
**Clearing Jammed Paper
Rear Cover 2**



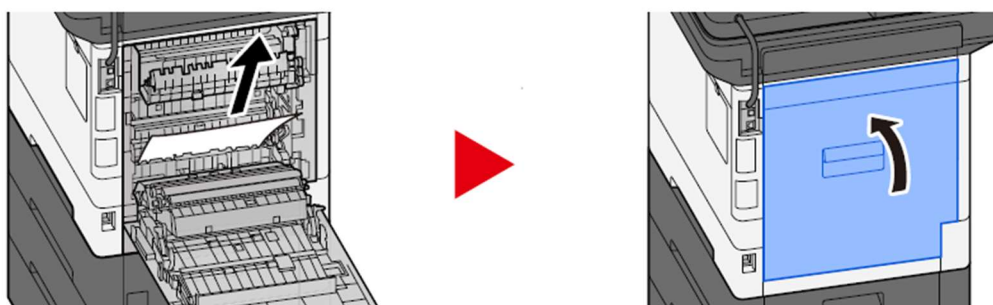
⚠ CAUTION

Some parts are very hot inside the machine. Exercise caution as there is a risk of burn injury.

Open the Rear Cover 1.



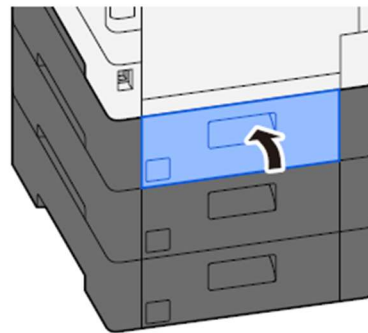
Remove the jammed paper and return the Rear Cover 1 to its original position.



Open the Rear Cover 2 and remove the jammed paper.



Return the Rear Cover 2 to the original position.



**KYOCERA Document Solutions UK
Eldon Court, 75-77 London Road,
Reading, RG1 5BS**

Web: www.kyoceradocumentsolutions.co.uk